

Speaking

Set 1 Student 1

Preparation – 15 minutes

Make your presentation “BRIDGES ARE NOT ONLY MEANT TO CONNECT AREAS” about one of the most interesting world bridges AS PART OF AN EXCURSION.

Set 1: Millennium Bridge in London, UK

- Examine the photo of the bridge.
- Use the **FACT FILE** in Russian to be able to speak in English about the bridge.

Comment on:	
Location, background information	Function: What the bridge is constructed for
Architecture and Design	Interesting facts
Engineering solution: construction principles and mechanisms	Place of interest: Why it is popular with tourists

Presentation and questions – 10 minutes

Task 1

“BRIDGES ARE NOT ONLY MEANT TO CONNECT AREAS”

1. Speak about the bridge as part of an excursion.

Imagine you are a tourist guide giving an excursion to a tourist – your partner, speaking about the famous Millennium Bridge in London, UK (Set 1).

- Make your excursion, commenting on all the aspects **mentioned in the table (6 aspects)**.
- Remember to make an introduction and conclusion.
- You are **NOT** allowed to read the notes made during the preparation time.

(Monologue; Time: 2-3 minutes)

2. After that answer 2 QUESTIONS from your partner – a tourist, who wants to get ADDITIONAL INFORMATION not mentioned in your presentation about the bridge.

(Dialogue; Time: 2-3 minutes)

Task 2

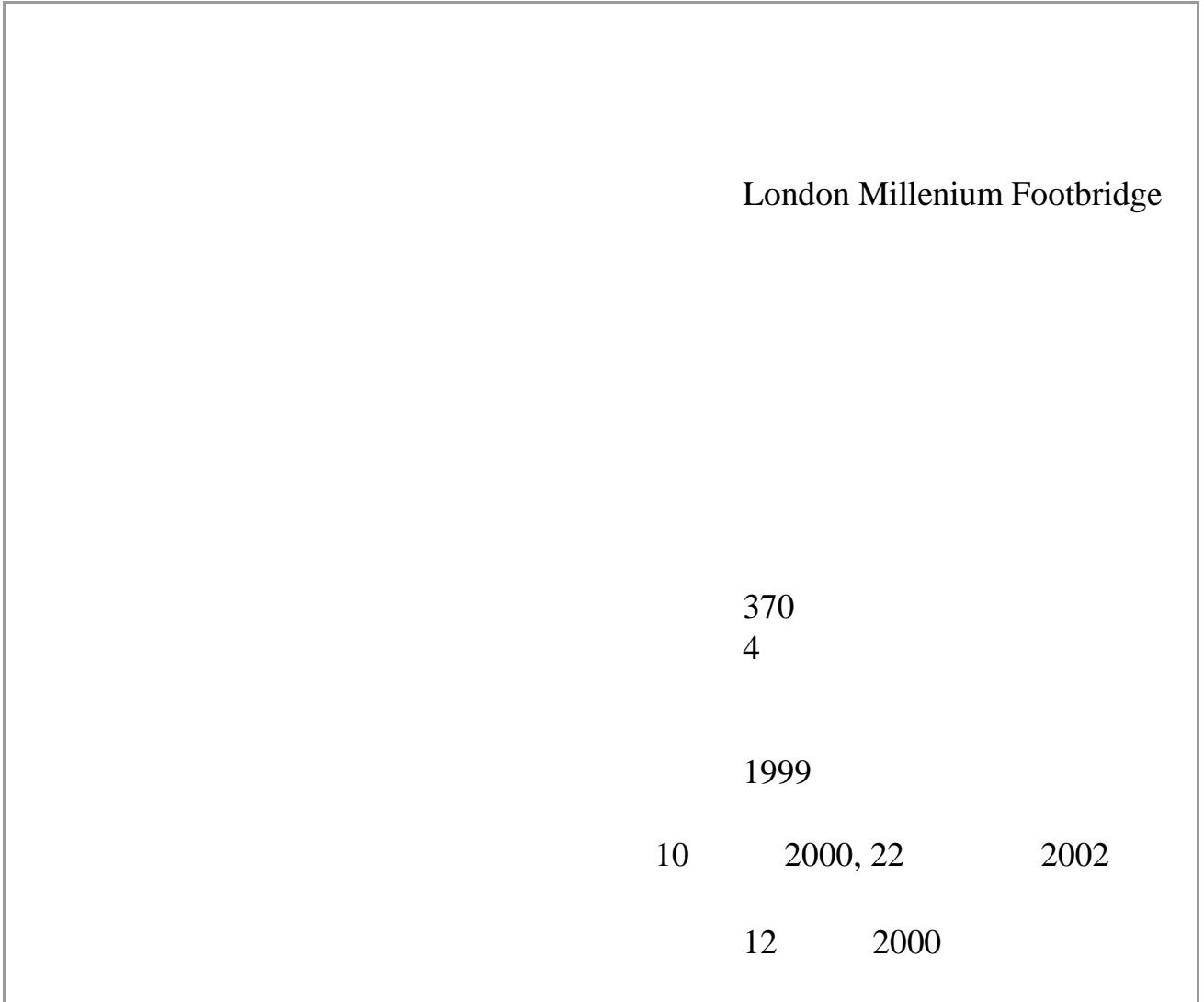
Now you are **a tourist**. Listen to the presentation of your partner, based on the information from the Fact File, ask your partner – **a tourist guide - 2 QUESTIONS** about the bridge to get **ADDITIONAL INFORMATION** not mentioned by your partner.

Use the picture from **Set 2 Banpo Bridge Rainbow Fountain in Seoul, South Korea**.

(Dialogue; Time: 2-3 minutes)

YOUR ANSWERS WILL BE RECORDED

(.London Millenium Footbridge) —
,



- London Millennium Footbridge
)

(

,

;

,

(

:

London Eye,

Millennium Dome .)

, . , ,
 « », —
 « » (the Globe).
 -
 (-
). ((,
 ()).
 1998 .
 £18,2 28 (1999 £2,2).
 , ,
 , . , 10
 2000 , II. 100 000 .
 2 000 .
 ; ; -
 ; , ,
 , . ,
 ; 12 2000
 « » (The Wobbly Bridge). —
 (: 2 000).
 . 22 2002 .

2007 . 18

: « » (Kyrill [kɪrɪl]);

—

: Y-

4;

• « » «
- » (Harry Potter and the Half-Blood Prince).
()

: « -
» 1996 ,
2000 .

• « ».
• « .
».

SET 1
STUDENT CARD # 1



THE MILLENIUM BRIDGE, LONDON, UK

Speaking

Set 2 Student 2

Preparation – 15 minutes

Make your presentation: “BRIDGES ARE NOT ONLY MEANT TO CONNECT AREAS” about one of the most interesting world bridges AS PART OF AN EXCURSION.

Set 2: Banpo Bridge Rainbow Fountain in Seoul, South Korea

- Examine the photo of the bridge.
- Use the **FACT FILE** in Russian to be able to speak in English about the bridge.

Comment on:	
Location, background information	Function: What the bridge is constructed for
Architecture and Design	Interesting facts
Engineering solution: construction principles and mechanisms	Place of interest: Why it is popular with tourists

Presentation and questions – 10 minutes

Task 1

“BRIDGES ARE NOT ONLY MEANT TO CONNECT AREAS”

1. You are a tourist. Listen to the presentation of your partner, based on the information from the Fact File, ask your partner – **a tourist guide - 2 QUESTIONS** about the bridge to get **ADDITIONAL INFORMATION** not mentioned by your partner.

Use the picture from **Set 1 Millennium Bridge in London, UK**

(Dialogue; Time: 2- 3 minutes)

Task 2**1. Speak about the bridge as part of an excursion.**

Now you are a tourist guide giving an excursion to a tourist – your partner, speaking about the famous **Banpo Bridge Rainbow Fountain in Seoul, South Korea (Set 2)**.

- Make your excursion, commenting on all the aspects **mentioned in the table (6 aspects)**.
- Remember to make an introduction and conclusion.
- You are **NOT** allowed to read the notes made during the preparation time.

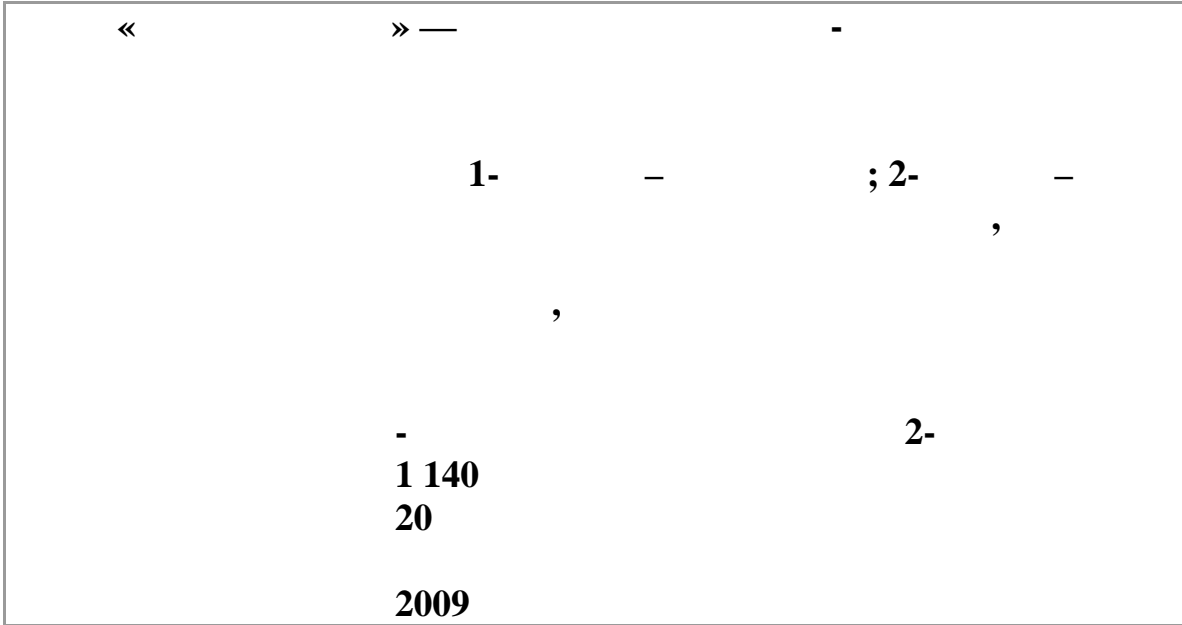
(Monologue; Time: 2-3 minutes)

2. After that answer 2 QUESTIONS from your partner – a tourist, who wants to get ADDITIONAL INFORMATION not mentioned in your presentation about the bridge.

(Dialogue; Time: 2-3 minutes)

YOUR ANSWERS WILL BE RECORDED

« »



- (the Banpo Fountain Bridge [bæ n p u]) —
 (— 1140).
 (**Seoul** [seul]).

(the Han River [ha:n]), — 190 .
 — 420 ^{3/} , — 810 .
 — 20 .
 2009 .
 « » ,

K -

2008

9 380

190

2

!

21.20, 17.00, 20.00, 20.40, 21.30, 22.00.

22.00, 12.30, 15.00, 20.00, 20.40, 12.30, 15.00,

- , 30-

,

,

,

,

,

).

(

,

-

,

SET 2
STUDENT CARD # 2



**THE BANPO BRIDGE RAINBOW FOUNTAIN IN SEOUL,
SOUTH KOREA**

Speaking

Set 3 Student 1

Preparation – 15 minutes

Make your presentation: “BRIDGES ARE NOT ONLY MEANT TO CONNECT AREAS” about one of the most interesting world bridges AS PART OF AN EXCURSION.

Set 3: Ponte Vecchio (“Old Bridge”) in Florence, Italy

- Examine the photo of the bridge.
- Use the **FACT FILE** in Russian to be able to speak in English about the bridge.

Comment on:	
Location, background information	Function: What the bridge is constructed for
Architecture and Design	Interesting facts
Engineering solution: construction principles and mechanisms	Place of interest: Why it is popular with tourists

Presentation and questions – 10 minutes

Task 1

“BRIDGES ARE NOT ONLY MEANT TO CONNECT AREAS”

1. Speak about the bridge as part of an excursion.

Imagine you are a tourist guide giving an excursion to a tourist – your partner, speaking about the famous Ponte Vecchio (“Old Bridge”) in Florence, Italy (Set 3).

- Make your excursion, commenting on all the aspects mentioned in the table (6 aspects).
- Remember to make an introduction and conclusion.
- You are NOT allowed to read the notes made during the preparation time.

(Monologue; Time: 2-3 minutes)

2. After that answer 2 QUESTIONS from your partner – a tourist, who wants to get ADDITIONAL INFORMATION not mentioned in your presentation about the bridge.

(Dialogue; Time: 2-3 minutes)

Task 2

Now you are **a tourist**. Listen to the presentation of your partner, based on the information from the Fact File, ask your partner – **a tourist guide - 2 QUESTIONS** about the bridge to get **ADDITIONAL INFORMATION** not mentioned by your partner.

Use the picture from **Set 4 Millau Viaduct in Millau-Creissels, France.**

(Dialogue; Time: 2-3 minutes)

YOUR ANSWERS WILL BE RECORDED

:

. *Ponte Vecchio*

,

,

3
30
32
3.5-4.4

,

1345

1345

- **(the Ponte Vecchio**[ponte v kkjo] **the Old Bridge)** —
(Florence [flɔr ns]),
(the Arno [a:n u]),
(Uffizi [u fi tsi]). :

1345

;

.

.

.

-

,

kas(ŋi)];

(the Via Cassia[vai

996 . 1117

1333
1345

(«rotto»)
«bancorotto» (
«banca rotta»,

(«banco»),

;
« »).

2013

1345

XIV

30 , 27 .
3.5 4.4 .

другие, , одного дворца в

XVI , .
1966 « ».

« » - .

1957 , .

• «O mio babbino caro»,
(*Giacomo Puccini* [dʒa:kou məu pu:ʃi:n i:]) 1918 .

•
Assassin's Creed II.

SET 3
STUDENT CARD #1



THE OLD BRIDGE, FLORENCE, ITALY

Speaking

Set 4 Student 2

Preparation – 15 minutes

Make your presentation: “BRIDGES ARE NOT ONLY MEANT TO CONNECT AREAS” about one of the most interesting world bridges AS PART OF AN EXCURSION.

Set 4: Millau Viaduct in Millau-Creissels, France

- Examine the photo of the bridge.
- Use the **FACT FILE** in Russian to be able to speak in English about the bridge.

Comment on:	
Location, background information	Function: What the bridge is constructed for
Architecture and Design	Interesting facts
Engineering solution: construction principles and mechanisms	Place of interest: Why it is popular with tourists

Presentation and questions – 10 minutes

Task 1

“BRIDGES ARE NOT ONLY MEANT TO CONNECT AREAS”

You are a tourist. Listen to the presentation of your partner, based on the information from the fact file, ask your partner – **a tourist guide - 2 QUESTIONS** about the bridge to get **ADDITIONAL INFORMATION** not mentioned by your partner.

Use the picture from **Set 3 Ponte Vecchio (“Old Bridge”) in Florence, Italy**

(Dialogue; Time: 2- 3 minutes)

Task 2**1. Speak about the bridge as part of an excursion.**

Now you are a tourist guide giving an excursion to a tourist – your partner, speaking about the famous **Millau Viaduct in Millau-Creissels, France (Set 4)**.

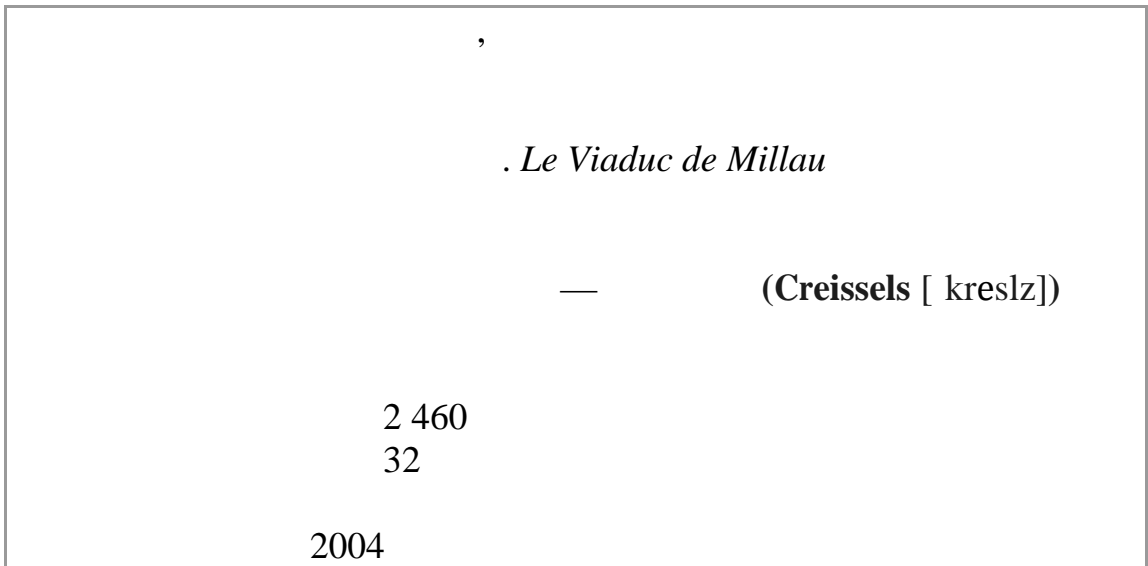
- Make your excursion, commenting on all the aspects **mentioned in the table (6 aspects)**.
- Remember to make an introduction and conclusion.
- You are NOT allowed to read the notes made during the preparation time.

(Monologue; Time: 2-3 minutes)

2. After that answer 2 QUESTIONS from your partner – a tourist, who wants to get ADDITIONAL INFORMATION not mentioned in your presentation about the bridge.

(Dialogue; Time: 2-3 minutes)

YOUR ANSWERS WILL BE RECORDED



O

(the Viaduct Millau [vai dʌkt mi lau]),

341 —

, ' 40

2 460 ., 32 .

(the Tarn River [ta:n]),

(Beziers

[bə zi z]).

: « ?»

270 .
9,

21,30 - 29

6 - 8
, - 3,90

«

»

14

2001

14

2004

16

2001

Ha
George Bridge

- Royal

(321)
(the Syduhe River [si de]).

Plateau [lei za:k
plæt u)].

«

»

(the Lazarc

25

. B

: 1)

, 2)

16

- 2 300

60

7

87

11

10 .

. P

- 4

(« » 36 000
3 . A

400

20

C

- 78

120 . M

375

78

SET 4
STUDENT CARD #2



THE MILLAU VIADUCT, MILLAU-CREISSELS, FRANCE